

General Ledger Balances by Fund -- Month 6 (FY2024)

Parameters: Date Range: 6/1/2024-6/30/2024 Selected Funds: 156 Summary

Fund - Revenue Code	Beginning Balance	Cash Receipts	Void Checks	Transfer In	Tax Transfer In	Com Earned	Void Receipts	Warrants Paid	Transfer Out	Tax Transfer Out	Com Charged Other Checks	Ending Balance
1000 General Fund	6,131,724.68	768,073.26	951.06	16,919.22	330,300.12	0.00	0.00	(1,234,388.38)	(1,123,112.84)	0.00	(20,957.54)	4,869,509.58
1002 Employee Insurance Fund	1,084,171.33	10,443.22	0.00	162,615.98	0.00	0.00	0.00	(174,623.67)	0.00	0.00	(62.62)	1,082,544.24
1003 Investment Fund	13,000,000.00	0.00	0.00	0.00	0.00	0.00	0.00	0.00	0.00	0.00	0.00	13,000,000.00
1005 Coronavirus Relief Fund	1,573,060.47	0.00	0.00	4,749.22	0.00	0.00	0.00	0.00	0.00	0.00	(94.98)	1,577,714.71
1007 Local Assistance Tribal Consistency Fund	104,872.19	0.00	0.00	316.62	0.00	0.00	0.00	0.00	0.00	0.00	(6.33)	105,182.48
1887 Critical Facility Generator Project Grant	0.00	0.00	0.00	0.00	0.00	0.00	0.00	0.00	0.00	0.00	0.00	0.00
1890 Jacob Kade Holliday Restitution Fund	116,420.50	0.00	0.00	351.48	0.00	0.00	0.00	0.00	(351.48)	0.00	0.00	116,420.50
1892 Capital Fund	5,310,823.42	40,349.79	0.00	14,938.48	0.00	0.00	0.00	(1,150,588.11)	0.00	0.00	(1,105.77)	4,214,417.81
1896 Unclaimed Property Fund	325,022.96	0.00	0.00	0.00	0.00	0.00	0.00	0.00	0.00	0.00	0.00	325,022.96
2000 Road Fund	5,576,397.35	506,668.80	12,698.38	15,974.01	80,850.98	0.00	0.00	(896,115.15)	(25,387.92)	0.00	(11,891.09)	5,259,195.36
2001 Road Investment Fund	2,000,000.00	0.00	0.00	0.00	0.00	0.00	0.00	0.00	0.00	0.00	0.00	2,000,000.00
2003 Additional Motor Fuel Tax Fund (Act 416 of	223,100.91	25,443.48	0.00	726.26	0.00	0.00	0.00	0.00	0.00	0.00	(523.40)	248,747.25
2997 State Hazard Mitigation Grant Fund CR 751	0.00	0.00	0.00	0.00	0.00	0.00	0.00	0.00	0.00	0.00	0.00	0.00
2998 Crowley's Ridge Gravel Trail TAP Grant	(3,500.00)	0.00	0.00	0.00	0.00	0.00	0.00	0.00	0.00	0.00	0.00	(3,500.00)
3000 Treasurer's Automation Fund	147,759.86	0.00	0.00	438.61	0.00	0.00	0.00	(6,469.81)	(411.28)	0.00	0.00	141,317.38
3001 Collector Automation Fund	379,285.13	0.00	0.00	1,081.80	0.00	0.00	0.00	(58,736.60)	(2,124.94)	0.00	(21.64)	319,483.75
3002 Circuit Court Automation (Act 1262)Fund	186,221.64	5,872.30	0.00	573.56	0.00	0.00	0.00	0.00	0.00	0.00	(49.67)	192,617.83
3003 WD District Court Automation Fund	284,587.51	8,101.13	0.00	865.77	0.00	0.00	0.00	(4,246.12)	0.00	0.00	(179.34)	289,128.95
3004 Assessor's Amendment No. 79 Fund	235,841.52	0.00	0.00	712.03	0.00	0.00	0.00	0.00	0.00	0.00	(14.24)	236,539.31
3005 County Clerk's Cost Fund	25,058.18	6,036.00	0.00	87.38	0.00	0.00	0.00	(2,604.14)	0.00	0.00	(122.47)	28,454.95
3006 Recorder's Cost Fund	290,697.15	67,686.71	6.00	960.74	0.00	0.00	0.00	(78,320.45)	(6,578.16)	0.00	(1,372.95)	273,079.04
3008 County Library Fund	0.00	0.00	0.00	0.00	17,000.56	0.00	0.00	(16,660.57)	0.00	0.00	(339.99)	0.00
3012 Child Support Cost Fund	21,070.22	0.00	0.00	63.61	0.00	0.00	0.00	0.00	0.00	0.00	(1.27)	21,132.56
3014 Communication Facility & Equipment Fund	397,838.39	12,582.45	0.00	22,078.09	0.00	0.00	0.00	(10,681.04)	0.00	0.00	(272.60)	421,545.29
3015 Drug Control Fund	50,618.62	3,213.60	0.00	159.16	0.00	0.00	0.00	0.00	0.00	0.00	(67.45)	53,923.93
3017 Jail Operation and Maintenance Fund	105,331.05	22,591.54	13,978.11	128.75	0.00	0.00	0.00	(129,687.57)	0.00	0.00	(444.61)	11,897.27
3018 County Detention Facility Fund	52,862.52	2,094.39	0.00	156.16	0.00	0.00	0.00	(5,104.68)	0.00	0.00	(45.01)	49,963.38
3019 Boating Safety Fund	49,408.52	0.00	0.00	149.17	0.00	0.00	0.00	0.00	0.00	0.00	(2.98)	49,554.71
3020 Emergency 911 Fund	163,220.64	2,028.38	0.00	491.68	0.00	0.00	0.00	(1,939.18)	0.00	0.00	(50.40)	163,751.12
3022 Emergency Vehicle Fund	20,975.61	719.50	0.00	627.14	0.00	0.00	0.00	0.00	0.00	0.00	(15.70)	22,306.55
3024 Public Defender (17-19-301) Fund	58,274.88	400.00	0.00	176.45	0.00	0.00	0.00	0.00	0.00	0.00	(11.53)	58,839.80
3026 Indigent Criminal Defense Fund	203,934.84	0.00	0.00	8,203.05	0.00	0.00	0.00	(6,525.95)	(1,168.80)	0.00	(12.42)	204,430.72
3028 Adult Drug Court Fund	7,475.64	0.00	0.00	22.57	0.00	0.00	0.00	0.00	0.00	0.00	(0.45)	7,497.76
3029 Public Safety Fund	426.59	11.26	0.00	1.31	0.00	0.00	0.00	0.00	0.00	0.00	(0.26)	438.90
3031 Juvenile Probation Fee Fund	78,266.95	4,811.00	0.00	248.45	0.00	0.00	0.00	(1,104.15)	0.00	0.00	(101.19)	82,121.06
3039 Circuit Clerk Commission Fee Fund	32,635.42	0.00	0.00	98.53	0.00	0.00	0.00	0.00	0.00	0.00	(1.97)	32,731.98

Craighead County Treasurer

General Ledger Balances by Fund -- Month 6 (FY2024)

Parameters: Date Range: 6/1/2024-6/30/2024 Selected Funds: 156 Summary

Fund - Revenue Code	Beginning Balance	Cash Receipts	Void Checks	Transfer In	Tax Transfer In	Com Earned	Void Receipts	Warrants Paid	Transfer Out	Tax Transfer Out	Com Charged	Other Checks	Ending Balance
3042 Assessor's Late Assessment Fee Fund	68,095.60	0.00	0.00	205.56	355.23	0.00	0.00	(250.00)	0.00	0.00	(11.21)	0.00	68,395.18
3045 District Court Specialty Court Fund	50,897.64	4,831.56	0.00	161.64	0.00	0.00	0.00	(110.73)	0.00	0.00	(99.86)	0.00	55,680.25
3046 American Rescue Plan Fund	4,937,249.45	0.00	0.00	14,906.03	0.00	0.00	0.00	0.00	0.00	0.00	0.00	0.00	4,952,155.48
3048 Adult Drug Court - Opiod Settlement	28,903.23	0.00	0.00	87.26	0.00	0.00	0.00	0.00	0.00	0.00	(1.75)	0.00	28,988.74
3414 Juvenile Court Drug Court Fee Fund	123.16	0.00	0.00	0.37	0.00	0.00	0.00	0.00	0.00	0.00	(0.01)	0.00	123.52
3490 Sheriff D.A.R.E. Account Fund	20,460.66	1,324.00	0.00	60.47	0.00	0.00	0.00	(3,189.05)	0.00	0.00	(1.21)	0.00	18,654.87
3492 Sheriff Federal Drug Forfeiture Fund	16,475.19	0.00	0.00	49.74	0.00	0.00	0.00	0.00	0.00	0.00	(0.99)	0.00	16,523.94
3494 ED District Court Automation Fund	33,666.66	700.41	0.00	102.63	0.00	0.00	0.00	(134.00)	0.00	0.00	(16.06)	0.00	34,319.64
3498 County Jail Fund	720,356.25	0.00	0.00	13,005.05	0.00	0.00	0.00	0.00	0.00	0.00	(43.87)	0.00	733,317.43
3501 Juvenile Detention Facilities Grant Fund	2,111.60	0.00	0.00	0.00	0.00	0.00	0.00	0.00	0.00	0.00	0.00	0.00	2,111.60
3519 VTC Innovations Grant	(9,816.08)	0.00	0.00	0.00	0.00	0.00	0.00	(1,293.12)	0.00	0.00	0.00	0.00	(11,109.20)
3520 DPS Public Safety Equipment Grant - Jail	19,620.96	0.00	0.00	0.00	0.00	0.00	0.00	0.00	0.00	0.00	0.00	0.00	19,620.96
3521 Homeland Security Grant Program	(209,139.35)	210,174.75	0.00	0.00	0.00	0.00	0.00	(41,794.41)	0.00	0.00	0.00	0.00	(40,759.01)
3522 Veterans Treatment Court Discretionary Grant	(1,109.97)	2,266.18	0.00	0.00	0.00	0.00	0.00	(2,219.66)	0.00	0.00	0.00	0.00	(1,063.45)
3523 STAR Court Adult Treatment Court Discretionary Grant	(4,420.06)	19,200.56	0.00	0.00	0.00	0.00	0.00	(27,087.02)	0.00	0.00	0.00	0.00	(12,306.52)
3524 Veterans Court Peer Recovery Program	0.00	0.00	0.00	0.00	0.00	0.00	0.00	0.00	0.00	0.00	0.00	0.00	0.00
3525 Mental Health Court Peer Recovery Program	0.00	0.00	0.00	0.00	0.00	0.00	0.00	0.00	0.00	0.00	0.00	0.00	0.00
3526 STAR Court Peer Recovery Program	0.00	0.00	0.00	0.00	0.00	0.00	0.00	0.00	0.00	0.00	0.00	0.00	0.00
3527 Supplemental Juvenile Court Funding	12,267.36	0.00	0.00	0.00	0.00	0.00	0.00	(267.26)	0.00	0.00	0.00	0.00	12,000.10
3528 Accountability Court STAR Court Grant	12.41	0.00	0.00	0.00	0.00	0.00	0.00	0.00	0.00	0.00	0.00	0.00	12.41
3529 AR Opioid Overdose Response Team Fund	101,458.24	0.00	0.00	0.00	0.00	0.00	0.00	(7,616.72)	(411.28)	0.00	0.00	0.00	93,430.24
3530 FY23 DPS Public Safety Equipment Grant (1,311.53	0.00	0.00	0.00	0.00	0.00	0.00	0.00	0.00	0.00	0.00	0.00	1,311.53
3532 BJA FY22 Adult Drug Court Discretionary Grant	(1,208.62)	16,142.18	0.00	0.00	0.00	0.00	0.00	(15,997.99)	0.00	0.00	0.00	0.00	(1,064.43)
3533 Craighead County Safe Room Project	(773,659.96)	0.00	0.00	1,000,000.00	0.00	0.00	0.00	(32,507.35)	0.00	0.00	0.00	0.00	193,832.69
3535 Accountability Court Grant Adult Drug Court	(89.30)	0.00	0.00	0.00	0.00	0.00	0.00	0.00	0.00	0.00	0.00	0.00	(89.30)
3536 SRT Body Worn Camera Grant	3,908.18	0.00	0.00	0.00	0.00	0.00	0.00	0.00	0.00	0.00	0.00	0.00	3,908.18
3537 FY21 Connect & Protect: LE Behavioral Health	(2,565.69)	23,204.19	0.00	0.00	0.00	0.00	0.00	(23,242.28)	(411.28)	0.00	0.00	0.00	(3,015.06)
3538 FY21 Homeland Security Grant Program	1,762.41	0.00	0.00	0.00	0.00	0.00	0.00	0.00	0.00	0.00	0.00	0.00	1,762.41
3549 Craighead County STAR Court Grant	(231.35)	616.84	0.00	0.00	0.00	0.00	0.00	(385.49)	0.00	0.00	0.00	0.00	0.00
3578 District Court DWI Court Fund	(7,118.40)	5,221.45	0.00	0.00	0.00	0.00	0.00	(2,344.88)	0.00	0.00	0.00	0.00	(4,241.83)
3585 Northeast AR Veterans Court Expansion Program	0.00	13,538.29	0.00	0.00	0.00	0.00	0.00	(15,861.93)	0.00	0.00	0.00	0.00	(2,323.64)
3587 Arkansas Historic Preservation Program Grant	(24,312.40)	0.00	0.00	0.00	0.00	0.00	0.00	(4,800.00)	0.00	0.00	0.00	0.00	(29,112.40)
3589 Crisis Stabilization Unit Grant Fund	91,067.02	171,264.52	0.00	0.00	0.00	0.00	0.00	(91,063.62)	0.00	0.00	0.00	0.00	171,267.92
3591 Rural Community Grant Prog / Brookland Fi	0.00	0.00	0.00	0.00	0.00	0.00	0.00	0.00	0.00	0.00	0.00	0.00	0.00
3594 Project Lifesaver (Alzheimers) Fund	0.75	0.00	0.00	0.00	0.00	0.00	0.00	0.00	0.00	0.00	0.00	0.00	0.75
3597 Northeast AR Mental Health Court Expansion	20.31	0.00	0.00	0.00	0.00	0.00	0.00	0.00	0.00	0.00	0.00	0.00	20.31

Craighead County Treasurer

General Ledger Balances by Fund -- Month 6 (FY2024)

Parameters: Date Range: 6/1/2024-6/30/2024 Selected Funds: 156 Summary

Fund - Revenue Code	Beginning Balance	Cash Receipts	Void Checks	Transfer In	Tax Transfer In	Com Earned	Void Receipts	Warrants Paid	Transfer Out	Tax Transfer Out	Com Charged	Other Checks	Ending Balance
3599 Local Law Enforcement Equipment Grant P	0.00	7,400.00	0.00	0.00	0.00	0.00	0.00	0.00	0.00	0.00	0.00	0.00	7,400.00
6000 Treasurer's Commission Fund	404,137.21	0.00	0.00	1,306.07	0.00	52,965.06	0.00	0.00	0.00	0.00	0.00	0.00	458,408.34
6001 Collector's Commission Fund	0.00	0.00	0.00	0.00	0.00	0.00	0.00	0.00	0.00	0.00	0.00	0.00	0.00
6002 Collector's Unapportioned Fund	3,554,339.77	3,342,117.17	0.00	13,697.97	0.00	0.00	0.00	0.00	0.00	(3,003,881.30)	0.00	0.00	3,906,273.61
6003 Property Tax Relief Fund	1,009,143.72	0.00	0.00	3,046.70	0.00	0.00	0.00	0.00	0.00	0.00	0.00	0.00	1,012,190.42
6004 Delinquent Personal Tax Fund	0.00	161,004.54	0.00	0.00	0.00	0.00	0.00	0.00	0.00	(161,004.54)	0.00	0.00	0.00
6005 Delinquent Real Estate Tax Fund	0.00	269,034.58	0.00	0.00	0.00	0.00	0.00	0.00	0.00	(269,034.58)	0.00	0.00	0.00
6006 Timber Tax Fund	1,250.33	0.00	0.00	1.65	162.28	0.00	0.00	0.00	0.00	0.00	(3.28)	(1,409.36)	1.62
6008 State Land Sales Fund	0.00	24,613.98	0.00	0.00	0.00	0.00	0.00	0.00	0.00	(24,613.98)	0.00	0.00	0.00
6009 Law Library Fund	70,435.96	0.00	0.00	4,707.99	0.00	0.00	0.00	(2,802.88)	0.00	0.00	(4.30)	0.00	72,336.77
6010 Administration of Justice Fund	0.00	142,823.24	0.00	0.00	0.00	0.00	0.00	0.00	(48,551.64)	0.00	(2,856.47)	(91,415.13)	0.00
6011 Interest Fund	0.00	101,016.71	0.00	0.00	0.00	0.00	0.00	0.00	(101,016.71)	0.00	0.00	0.00	0.00
6013 Common School Fund	0.00	0.00	0.00	0.00	0.00	0.00	0.00	0.00	0.00	0.00	0.00	0.00	0.00
6016 County Fire Protection Premium Tax Fund	0.00	0.00	0.00	0.00	0.00	0.00	0.00	0.00	0.00	0.00	0.00	0.00	0.00
6017 County Sheriff's Office Fund	0.00	21,496.71	0.00	0.00	0.00	0.00	0.00	0.00	(20,838.73)	0.00	(429.92)	(228.06)	0.00
6400 Jonesboro Public Library Fund	0.00	0.00	0.00	0.00	60,724.05	0.00	0.00	(59,509.57)	0.00	0.00	(1,214.48)	0.00	0.00
6450 Interlocal Agreement (ASP tickets)	0.00	30.00	0.00	0.00	0.00	0.00	0.00	0.00	(30.00)	0.00	0.00	0.00	0.00
6496 Justice Fund	0.00	4,762.65	0.00	0.00	0.00	0.00	0.00	0.00	0.00	0.00	0.00	(4,762.65)	0.00
6498 Victim Witness Fund	4,643.80	0.00	0.00	4,642.93	0.00	0.00	0.00	0.00	0.00	0.00	(0.19)	(4,643.80)	4,642.74
6500 Brookland Fire Department Fund	0.00	0.00	0.00	0.00	3,945.00	0.00	0.00	0.00	0.00	0.00	(78.90)	(3,866.10)	0.00
6510 Southridge Fire Department Fund	0.00	0.00	0.00	0.00	2,002.37	0.00	0.00	0.00	0.00	0.00	(40.05)	(1,962.32)	0.00
6520 Philadelphia Fire Department Fund	0.00	0.00	0.00	0.00	1,245.00	0.00	0.00	0.00	0.00	0.00	(24.90)	(1,220.10)	0.00
6530 Bono Fire Department Fund	0.00	0.00	0.00	0.00	5,100.00	0.00	0.00	0.00	0.00	0.00	(102.00)	(4,998.00)	0.00
6540 Valley View Fire Department Fund	0.00	0.00	0.00	0.00	706.88	0.00	0.00	0.00	0.00	0.00	(14.14)	(692.74)	0.00
6550 Egypt Fire Department Fund	0.00	0.00	0.00	0.00	182.50	0.00	0.00	0.00	0.00	0.00	(3.65)	(178.85)	0.00
6560 Cash Fire Department Fund	0.00	0.00	0.00	0.00	420.00	0.00	0.00	0.00	0.00	0.00	(8.40)	(411.60)	0.00
6570 Lake City Fire Department Fund	0.00	0.00	0.00	0.00	486.50	0.00	0.00	0.00	0.00	0.00	(9.73)	(476.77)	0.00
6600 City Of Jonesboro Fund	0.00	0.00	0.00	19,117.05	0.00	0.00	0.00	0.00	(1.50)	0.00	(0.60)	(19,114.95)	0.00
6602 City of Jonesboro Street Fund	0.00	0.00	0.00	0.00	74,461.68	0.00	0.00	0.00	0.00	0.00	(1,489.23)	(72,972.45)	0.00
6605 Jonesboro Police Pension Fund	0.00	0.00	0.00	0.00	29,548.32	0.00	0.00	0.00	0.00	0.00	(590.96)	(28,957.36)	0.00
6606 Jonesboro Firemen's Pension Fund	0.00	0.00	0.00	0.00	29,548.32	0.00	0.00	0.00	0.00	0.00	(590.96)	(28,957.36)	0.00
6608 Jonesboro City Liens Fund	0.00	0.00	0.00	0.00	0.00	0.00	0.00	0.00	0.00	0.00	0.00	0.00	0.00
6610 City Of Black Oak Fund	0.00	0.00	0.00	0.00	72.98	0.00	0.00	0.00	0.00	0.00	(1.46)	(71.52)	0.00
6612 City of Black Oak Street Fund	0.00	0.00	0.00	0.00	41.78	0.00	0.00	0.00	0.00	0.00	(0.83)	(40.95)	0.00
6620 City Of Bono Fund	0.00	0.00	0.00	0.00	993.23	0.00	0.00	0.00	0.00	0.00	(19.86)	(973.37)	0.00
6622 City of Bono Street Fund	0.00	0.00	0.00	0.00	519.27	0.00	0.00	0.00	0.00	0.00	(10.39)	(508.88)	0.00

General Ledger Balances by Fund -- Month 6 (FY2024)

Parameters: Date Range: 6/1/2024-6/30/2024 Selected Funds: 156 Summary

Fund - Revenue Code	Beginning Balance	Cash Receipts	Void Checks	Transfer In	Tax Transfer In	Com Earned	Void Receipts	Warrants Paid	Transfer Out	Tax Transfer Out	Com Charged	Other Checks	Ending Balance
6630 City Of Brookland Fund	0.00	0.00	0.00	0.00	0.54	0.00	0.00	0.00	0.00	0.00	(0.01)	(0.53)	0.00
6632 City of Brookland Street Fund	0.00	0.00	0.00	0.00	1,301.30	0.00	0.00	0.00	0.00	0.00	(26.03)	(1,275.27)	0.00
6638 Brookland City Liens Fund	0.00	0.00	0.00	0.00	0.00	0.00	0.00	0.00	0.00	0.00	0.00	0.00	0.00
6640 City Of Caraway Fund	0.00	0.00	0.00	0.00	515.03	0.00	0.00	0.00	0.00	0.00	(10.30)	(504.73)	0.00
6642 City of Caraway Street Fund	0.00	0.00	0.00	0.00	300.42	0.00	0.00	0.00	0.00	0.00	(6.00)	(294.42)	0.00
6650 City Of Cash Fund	0.00	0.00	0.00	0.00	105.98	0.00	0.00	0.00	0.00	0.00	(2.13)	(103.85)	0.00
6652 City of Cash Street Fund	0.00	0.00	0.00	0.00	57.14	0.00	0.00	0.00	0.00	0.00	(1.14)	(56.00)	0.00
6660 City Of Egypt Fund	0.00	0.00	0.00	0.00	82.52	0.00	0.00	0.00	0.00	0.00	(1.65)	(80.87)	0.00
6662 City of Egypt Street Fund	0.00	0.00	0.00	0.00	54.14	0.00	0.00	0.00	0.00	0.00	(1.09)	(53.05)	0.00
6670 City Of Bay Fund	0.00	0.00	0.00	0.00	1,424.05	0.00	0.00	0.00	0.00	0.00	(28.49)	(1,395.56)	0.00
6672 City of Bay Street Fund	0.00	0.00	0.00	0.00	408.86	0.00	0.00	0.00	0.00	0.00	(8.18)	(400.68)	0.00
6680 City Of Lake City Fund	0.00	0.00	0.00	1,382.17	823.95	0.00	0.00	0.00	0.00	0.00	(16.47)	(2,189.65)	0.00
6682 City of Lake City Street Fund	0.00	0.00	0.00	0.00	540.70	0.00	0.00	0.00	0.00	0.00	(10.81)	(529.89)	0.00
6690 City Of Monette Fund	0.00	0.00	0.00	0.00	578.59	0.00	0.00	0.00	0.00	0.00	(11.56)	(567.03)	0.00
6692 City of Monette Street Fund	0.00	0.00	0.00	0.00	405.01	0.00	0.00	0.00	0.00	0.00	(8.10)	(396.91)	0.00
6700 Jonesboro School Fund	0.00	0.00	0.00	0.00	924,666.14	0.00	0.00	0.00	0.00	0.00	(2,311.66)	(922,354.48)	0.00
6710 Brookland School Fund	0.00	0.00	0.00	0.00	279,761.72	0.00	0.00	0.00	0.00	0.00	(699.41)	(279,062.31)	0.00
6720 Greene County Tech School Fund	0.00	0.00	0.00	0.00	1,181.70	0.00	0.00	0.00	0.00	0.00	(2.95)	(1,178.75)	0.00
6730 Bay School Fund	0.00	0.00	0.00	0.00	50,910.66	0.00	0.00	0.00	0.00	0.00	(127.27)	(50,783.39)	0.00
6740 Riverside School Fund	0.00	0.00	0.00	0.00	76,415.36	0.00	0.00	0.00	0.00	0.00	(191.03)	(76,224.33)	0.00
6750 Buffalo Island Central School Fund	0.00	0.00	0.00	0.00	57,008.54	0.00	0.00	0.00	0.00	0.00	(142.52)	(56,866.02)	0.00
6760 Nettleton School Fund	0.00	0.00	0.00	0.00	943,206.11	0.00	0.00	0.00	0.00	0.00	(2,358.02)	(940,848.09)	0.00
6770 Valley View School Fund	0.00	0.00	0.00	0.00	312,515.79	0.00	0.00	0.00	0.00	0.00	(781.29)	(311,734.50)	0.00
6780 Westside School Fund	0.00	0.00	0.00	0.00	147,008.74	0.00	0.00	0.00	0.00	0.00	(367.52)	(146,641.22)	0.00
6800 Buffalo Island Drainage District Fund	0.00	0.00	0.00	0.00	2,350.09	0.00	0.00	0.00	0.00	0.00	(47.00)	(2,303.09)	0.00
6802 Improvement District #19 Fund	0.00	0.00	0.00	0.00	2.83	0.00	0.00	0.00	0.00	0.00	(0.06)	0.00	2.77
6804 Improvement District #20 Fund	0.00	0.00	0.00	0.00	131.31	0.00	0.00	0.00	0.00	0.00	(2.63)	(128.68)	0.00
6806 Improvement District #25 Fund	599.90	0.00	0.00	0.00	99.35	0.00	0.00	0.00	0.00	0.00	(1.99)	0.00	697.26
6808 Sub #2 To #25 Fund	1,075.14	0.00	0.00	0.00	200.52	0.00	0.00	0.00	0.00	0.00	(4.01)	0.00	1,271.65
6810 Improvement District #27 Fund	136.90	0.00	0.00	0.00	101.87	0.00	0.00	0.00	0.00	0.00	(2.04)	0.00	236.73
6814 Improvement District #29 Fund	0.00	0.00	0.00	0.00	1,097.36	0.00	0.00	0.00	0.00	0.00	(21.94)	(1,075.42)	0.00
6818 Improvement District #31 Fund	842.89	0.00	0.00	0.00	155.95	0.00	0.00	0.00	0.00	0.00	(3.12)	0.00	995.72
6820 Sub #1 To #28 Fund	602.22	0.00	0.00	0.00	36.19	0.00	0.00	0.00	0.00	0.00	(0.72)	0.00	637.69
6822 Improvement District #32 Fund	589.87	0.00	0.00	0.00	0.13	0.00	0.00	0.00	0.00	0.00	0.00	0.00	590.00
6824 Improvement District #33 Fund	0.00	0.00	0.00	0.00	10.25	0.00	0.00	0.00	0.00	0.00	(0.21)	0.00	10.04
6826 Improvement District #34 Fund	216.18	0.00	0.00	0.00	67.64	0.00	0.00	0.00	0.00	0.00	(1.35)	0.00	282.47

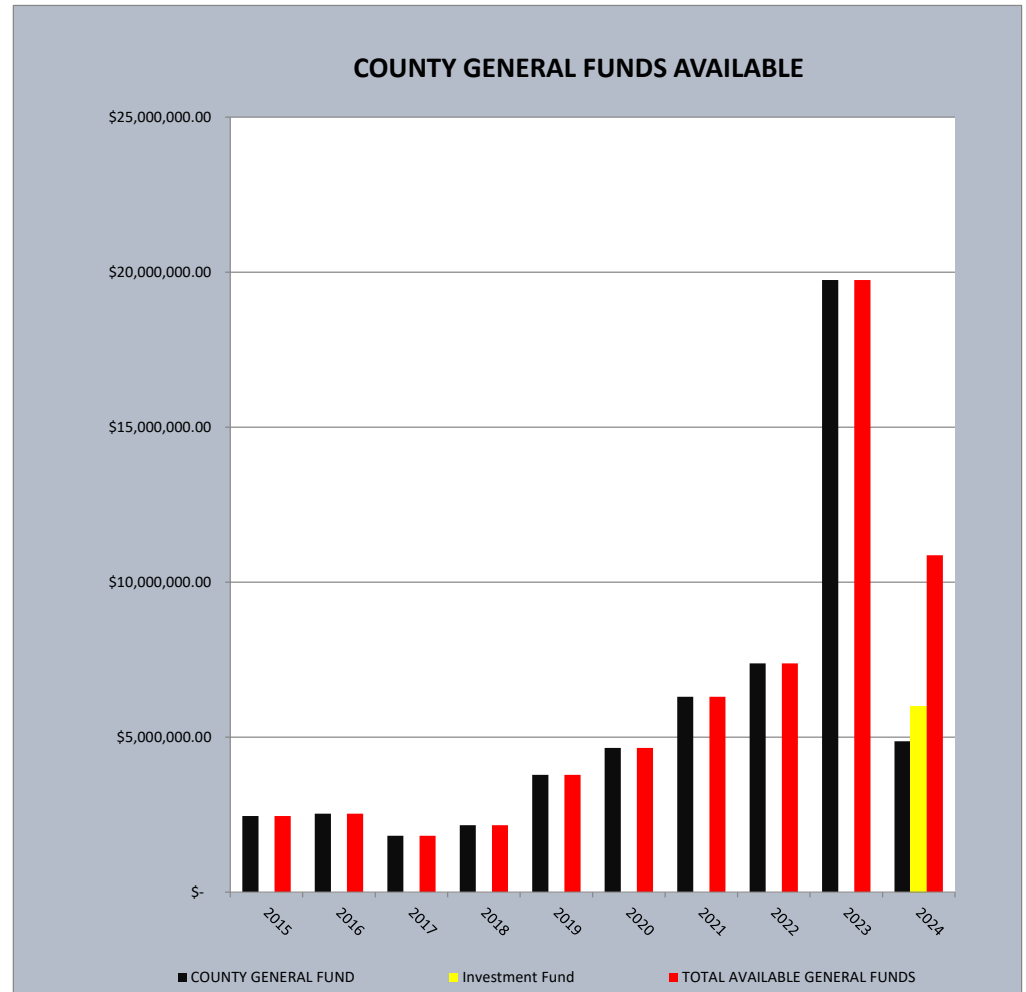
General Ledger Balances by Fund -- Month 6 (FY2024)

Parameters: Date Range: 6/1/2024-6/30/2024 Selected Funds: 156 Summary

Fund - Revenue Code	Beginning Balance	Cash Receipts	Void Checks	Transfer In	Tax Transfer In	Com Earned	Void Receipts	Warrants Paid	Transfer Out	Tax Transfer Out	Com Charged	Other Checks	Ending Balance
6828 Improvement District #35 Fund	56.43	0.00	0.00	0.00	42.12	0.00	0.00	0.00	0.00	0.00	(0.84)	(97.71)	0.00
6830 Improvement District #38 Fund	0.00	0.00	0.00	0.00	0.00	0.00	0.00	0.00	0.00	0.00	0.00	0.00	0.00
6832 Sub #1 To 1st Slough Fund	324.86	0.00	0.00	0.00	1,441.17	0.00	0.00	0.00	0.00	0.00	(28.82)	0.00	1,737.21
6834 Cache River Improvement Fund	0.00	0.00	0.00	0.00	1,545.54	0.00	0.00	0.00	0.00	0.00	(30.92)	(1,514.62)	0.00
6835 Cache River Flat Tax Fund	0.00	0.00	0.00	0.00	7,931.35	0.00	0.00	0.00	0.00	0.00	(158.62)	(7,772.73)	0.00
6836 Big Creek Watershed Fund	0.00	0.00	0.00	0.00	257.06	0.00	0.00	0.00	0.00	0.00	(5.14)	(251.92)	0.00
6838 Willow Slough Improvement District Fund	43.70	0.00	0.00	0.00	9.55	0.00	0.00	0.00	0.00	0.00	(0.19)	0.00	53.06
6840 Sub #1 To #25 Fund	397.28	0.00	0.00	0.00	0.00	0.00	0.00	0.00	0.00	0.00	0.00	0.00	397.28
6842 Poinsett Watershed Imp District Fund	0.00	0.00	0.00	0.00	10.64	0.00	0.00	0.00	0.00	0.00	(0.22)	0.00	10.42
6844 St Francis Levee District Fund	0.00	0.00	0.00	0.00	4,295.00	0.00	0.00	0.00	0.00	0.00	(85.90)	(4,209.10)	0.00
6846 Improvement District #15 Fund	0.00	0.00	0.00	0.00	227.25	0.00	0.00	0.00	0.00	0.00	(4.55)	(222.70)	0.00
6848 Downtown Business Improvement District	0.00	0.00	0.00	0.00	581.19	0.00	0.00	0.00	0.00	0.00	(11.63)	(569.56)	0.00
Totals for All Funds	48,358,818.28	\$6,029,911.32	\$27,633.55	\$1,330,396.56	\$3,458,534.40	\$52,965.06	\$0.00	(\$4,110,273.53)	(\$1,330,396.56)	(\$3,458,534.40)	(\$52,965.06)	(\$3,079,549.38)	47,226,540.24

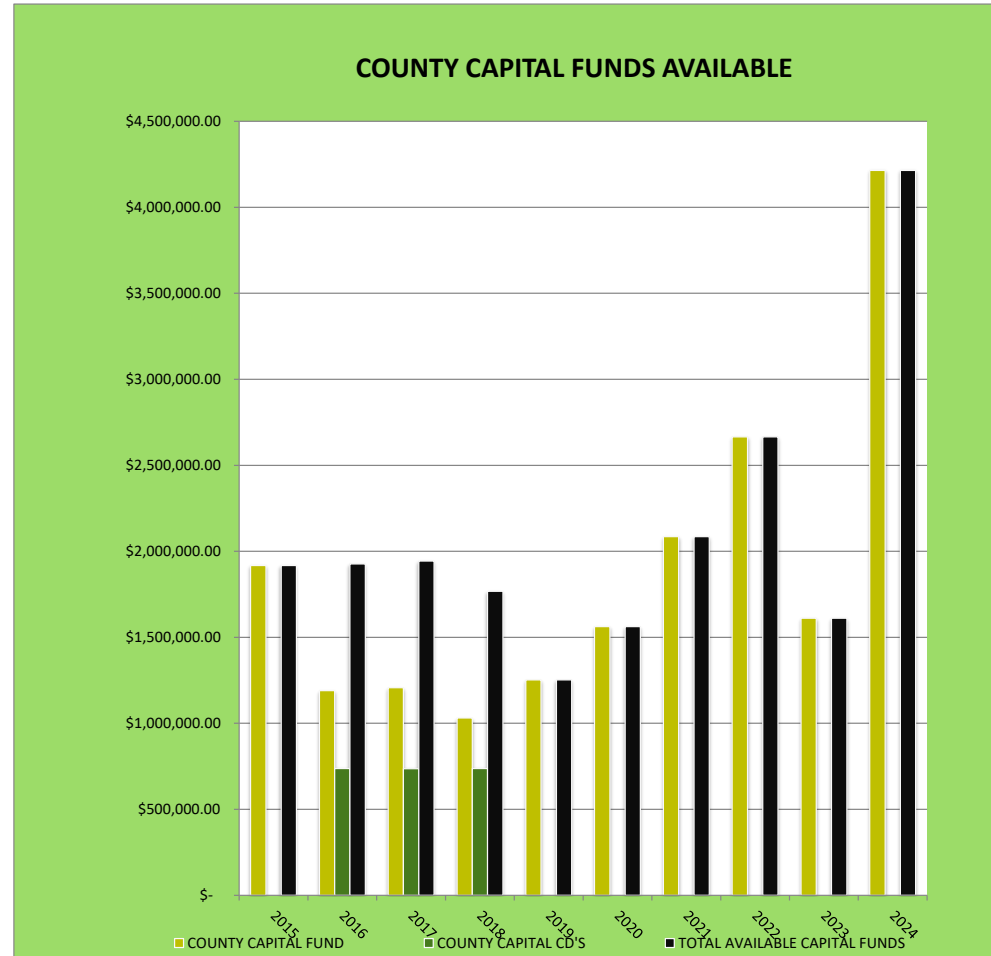
Craighead County, Arkansas ***General Funds Available*** ***JUNE 2015 - JUNE 2024***

<i>MONTH AND YEAR</i>	<i>COUNTY GENERAL FUND</i>	<i>Investment Fund</i>	<i>TOTAL AVAILABLE GENERAL FUNDS</i>
30-Jun-15	\$ 2,456,240.94		\$ 2,456,240.94
30-Jun-16	\$ 2,531,884.22		\$ 2,531,884.22
30-Jun-17	\$ 1,820,380.56		\$ 1,820,380.56
30-Jun-18	\$ 2,161,740.28		\$ 2,161,740.28
30-Jun-19	\$ 3,787,324.61		\$ 3,787,324.61
30-Jun-20	\$ 4,650,477.96		\$ 4,650,477.96
30-Jun-21	\$ 6,303,064.13		\$ 6,303,064.13
30-Jun-22	\$ 7,378,516.48		\$ 7,378,516.48
30-Jun-23	\$ 19,743,659.58		\$ 19,743,659.58
30-Jun-24	\$ 4,869,509.58	\$ 6,000,000.00	\$ 10,869,509.58



Craighead County, Arkansas County Capital Funds Available JUNE 2015 - JUNE 2024

<u>MONTH AND YEAR</u>	<u>COUNTY CAPITAL FUND</u>	<u>COUNTY CAPITAL CD'S</u>	<u>TOTAL AVAILABLE CAPITAL FUNDS</u>
30-Jun-15	\$ 1,916,871.56		\$ 1,916,871.56
30-Jun-16	\$ 1,189,454.44	\$ 737,345.14	\$ 1,926,799.58
30-Jun-17	\$ 1,207,521.10	\$ 736,517.66	\$ 1,944,038.76
30-Jun-18	\$ 1,030,749.37	\$ 737,247.62	\$ 1,767,996.99
30-Jun-19	\$ 1,251,923.73		\$ 1,251,923.73
30-Jun-20	\$ 1,562,574.90		\$ 1,562,574.90
30-Jun-21	\$ 2,085,631.32		\$ 2,085,631.32
30-Jun-22	\$ 2,665,589.44	\$ -	\$ 2,665,589.44
30-Jun-23	\$ 1,610,448.56		\$ 1,610,448.56
30-Jun-24	\$ 4,214,417.81		\$ 4,214,417.81



CAPITAL FUNDS AVAILABLE

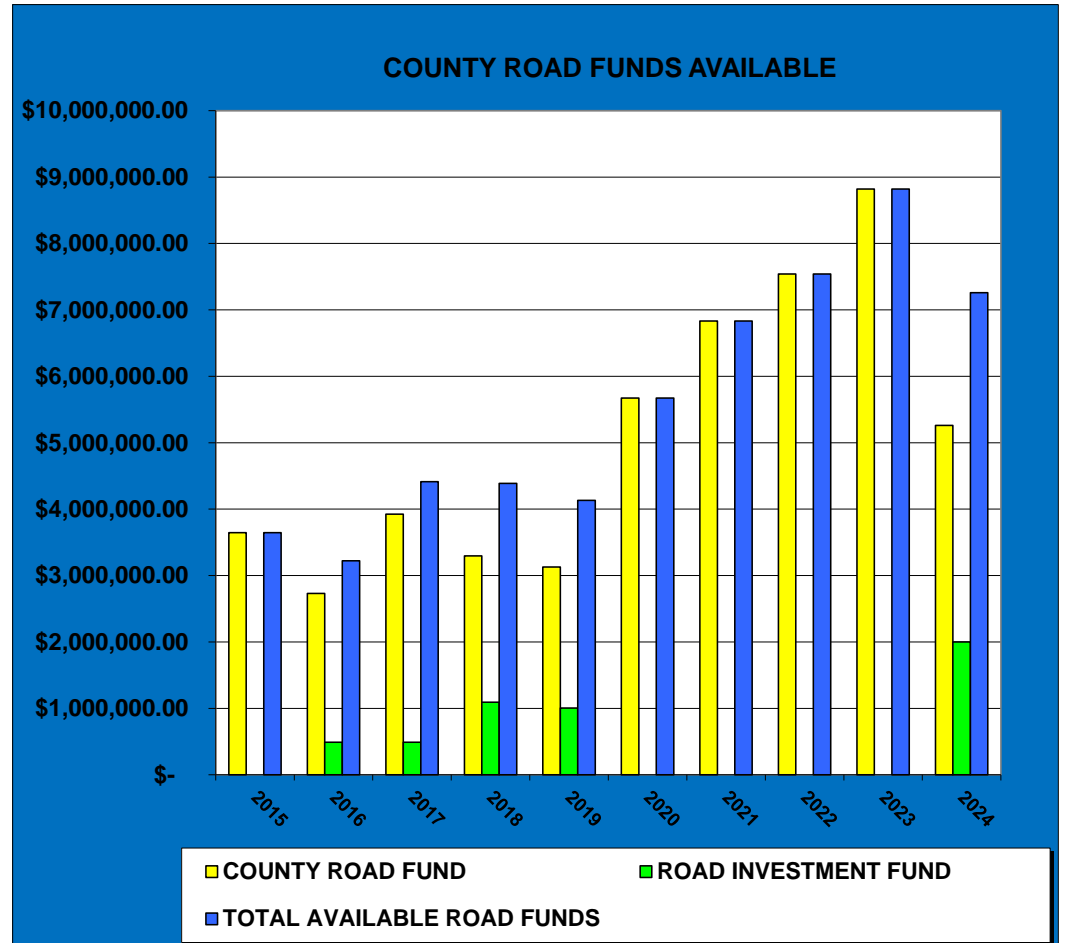


Craighead County, Arkansas

County Road Funds Available

JUNE 2015 - JUNE 2024

MONTH AND YEAR	COUNTY ROAD FUND	ROAD INVESTMENT FUND	TOTAL AVAILABLE ROAD FUNDS
30-Jun-15	\$ 3,645,707.08		\$ 3,645,707.08
30-Jun-16	\$ 2,730,913.12	\$ 490,000.00	\$ 3,220,913.12
30-Jun-17	\$ 3,923,440.86	\$ 490,000.00	\$ 4,413,440.86
30-Jun-18	\$ 3,295,270.91	\$ 1,092,482.05	\$ 4,387,752.96
30-Jun-19	\$ 3,127,486.15	\$ 1,004,086.00	\$ 4,131,572.15
30-Jun-20	\$ 5,672,018.00		\$ 5,672,018.00
30-Jun-21	\$ 6,831,686.17		\$ 6,831,686.17
30-Jun-22	\$ 7,539,153.07	\$ -	\$ 7,539,153.07
30-Jun-23	\$ 8,819,787.75		\$ 8,819,787.75
30-Jun-24	\$ 5,259,195.36	\$ 2,000,000.00	\$ 7,259,195.36



ROAD FUNDS



**911 EMERGENCY SERVICES FUND 3020
FOR CRAIGHEAD COUNTY, UNINCORPORATED
JANUARY - DECEMBER 2024**

								BALANCE	
DATE	RECEIPTS	EXCESS COM	INTEREST	COM CHARGED	DISBURSEMENTS	"CASH FLOW"	TRANSFER FROM GENERAL	\$	
1/31/2024	\$ 4,108.65		\$ 505.79	\$ (92.29)	\$ (1,939.18)	\$ 2,582.97		\$	142,076.54
2/29/2024	\$ 2,217.91		\$ 442.97	\$ (53.22)	\$ (1,448.35)	\$ 1,159.31		\$	144,659.51
3/31/2024	\$ 627.07		\$ 1,257.57	\$ (22.29)	\$ (1,448.35)	\$ 414.00		\$	145,818.82
4/30/2024	\$ 4,698.78		\$ 482.82	\$ (103.63)	\$ (1,448.35)	\$ 3,629.62		\$	146,232.82
5/31/2024	\$ 14,022.83		\$ 585.04	\$ (292.15)	\$ (957.52)	\$ 13,358.20		\$	149,862.44
6/30/2024	\$ 2,028.38		\$ 491.68	\$ (50.40)	\$ (1,939.18)	\$ 530.48		\$	163,220.64
7/31/2024						\$ -		\$	163,751.12
8/31/2024						\$ -		\$	-
9/30/2024						\$ -		\$	-
10/31/2024						\$ -		\$	-
11/30/2024						\$ -		\$	-
12/31/2024						\$ -		\$	-
TOTAL	\$ 27,703.62	\$ -	\$ 3,765.87	\$ (613.98)	\$ (9,180.93)	\$ 21,674.58	\$ -	\$	163,751.12

**COUNTY RECORDER'S ACT 768 PF 1995
CRAIGHEAD COUNTY CIRCUIT CLERK
JANUARY - DECEMBER 2024**

								BALANCE	
DATE	RECEIPTS	EXCESS COM	INTEREST	COM CHARGED	DISBURSEMENTS	"CASH FLOW"	TRANSFER OUT	\$	\$
1/31/2024	\$ 48,020.19		\$ 1,778.26	\$ (995.97)	\$ (83,723.19)	\$ (34,920.71)		\$	498,634.33
2/29/2024	\$ 51,206.91		\$ 1,395.06	\$ (1,052.03)	\$ (108,923.10)	\$ (57,373.16)	\$ (12,603.82)	\$	463,713.62
3/31/2024	\$ 50,877.20		\$ 11,494.00	\$ (1,043.98)	\$ (79,711.38)	\$ (18,384.16)		\$	393,736.64
4/30/2024	\$ 54,855.74		\$ 1,209.69	\$ (1,121.31)	\$ (73,378.18)	\$ (18,434.06)	\$ (13,567.50)	\$	375,352.48
5/31/2024	\$ 61,435.11		\$ 1,248.99	\$ (1,253.68)	\$ (107,506.08)	\$ (46,075.66)	\$ (6,578.11)	\$	343,350.92
6/30/2024	\$ 67,686.71		\$ 960.74	\$ (1,372.95)	\$ (78,314.45)	\$ (11,039.95)	\$ (6,578.16)	\$	290,697.15
7/31/2024						\$ -		\$	273,079.04
8/31/2024						\$ -		\$	-
9/30/2024						\$ -		\$	-
10/31/2024						\$ -		\$	-
11/30/2024						\$ -		\$	-
12/31/2024						\$ -		\$	-
TOTAL	\$ 334,081.86	\$ -	\$ 18,086.74	\$ (6,839.92)	\$ (531,556.38)	\$ (186,227.70)	\$ (39,327.59)	\$	273,079.04

County General Transfers

Date	Amount	
2/2/2010	(100,000.00)	To County General
1/25/2011	(50,000.00)	To County General
2/7/2012	(54,000.00)	To County General
12/30/2014	(50,000.00)	To County General
12/30/2016	65,000.00	From County General
6/1/2017	89,662.68	From County General
12/17/2017	6,700.00	From County General

STATE TURNBACK RECEIPTS BY MONTH
 FOR CRAIGHEAD COUNTY, UNINCORPORATED
 2017-2024

	GENERAL FUND	ROAD FUND	TOTAL TURNBACK
JAN 2017	52,482.44	232,966.65	\$ 285,449.09
FEB 2017	15,943.49	232,417.90	\$ 248,361.39
MAR 2017	15,943.49	204,135.54	\$ 220,079.03
APR 2017	15,943.49	238,879.72	\$ 254,823.21
MAY 2017	35,943.49	234,098.17	\$ 270,041.66
JUN 2017	15,943.49	234,764.82	\$ 250,708.31
JUL 2017	137,400.67	242,924.74	\$ 380,325.41
AUG 2017	13,296.73	233,472.95	\$ 246,769.68
SEP 2017	15,943.49	232,328.51	\$ 248,272.00
OCT 2017	15,943.49	241,523.60	\$ 257,467.09
NOV 2017	15,943.49	219,527.35	\$ 235,470.84
DEC 2017	15,943.49	217,227.00	\$ 233,170.49
	<u>366,671.25</u>	<u>2,764,266.95</u>	<u>3,130,938.20</u>

	GENERAL FUND	ROAD FUND	TOTAL TURNBACK
JAN 2018	52,480.81	234,576.25	\$ 287,057.06
FEB 2018	15,940.26	240,075.96	\$ 256,016.22
MAR 2018	15,940.26	211,199.39	\$ 227,139.65
APR 2018	15,940.26	231,224.32	\$ 247,164.58
MAY 2018	15,940.26	240,909.39	\$ 256,849.65
JUN 2018	15,940.26	236,081.26	\$ 252,021.52
JUL 2018	151,339.66	253,248.24	\$ 404,587.90
AUG 2018	12,234.28	231,069.38	\$ 243,303.66
SEP 2018	15,940.26	236,251.15	\$ 252,191.41
OCT 2018	15,940.26	246,990.13	\$ 262,930.39
NOV 2018	15,940.26	224,935.48	\$ 240,875.74
DEC 2018	15,940.26	233,431.94	\$ 249,372.20
	<u>359,517.09</u>	<u>2,819,992.89</u>	<u>3,179,509.98</u>

	GENERAL FUND	ROAD FUND	TOTAL TURNBACK
JAN 2019	52,477.58	246,841.47	\$ 299,319.05
FEB 2019	15,942.56	236,490.49	\$ 252,433.05
MAR 2019	15,942.56	226,874.77	\$ 242,817.33
APR 2019	15,942.56	240,361.04	\$ 256,303.60
MAY 2019	53,485.51	241,504.57	\$ 294,990.08
JUN 2019	15,942.56	248,854.43	\$ 264,796.99
JUL 2019	144,996.82	245,421.74	\$ 390,418.56
AUG 2019	12,496.19	244,084.44	\$ 256,580.63
SEP 2019	15,942.39	247,975.52	\$ 263,917.91
OCT 2019	15,942.39	242,267.05	\$ 258,209.44
NOV 2019	15,942.39	233,190.33	\$ 249,132.72
DEC 2019	15,942.39	237,999.41	\$ 253,941.80
	<u>390,995.90</u>	<u>2,891,865.26</u>	<u>3,282,861.16</u>

	GENERAL FUND	ROAD FUND	TOTAL TURNBACK
JAN 2020	52,479.71	286,258.56	\$ 338,738.27
FEB 2020	15,945.28	263,706.83	\$ 279,652.11
MAR 2020	15,245.28	239,396.93	\$ 254,642.21
APR 2020	11,838.94	254,548.17	\$ 266,387.11
MAY 2020	31,143.90	243,955.73	\$ 275,099.63
JUN 2020	11,838.94	228,571.97	\$ 240,410.91
JUL 2020	162,836.19	234,175.06	\$ 397,011.25
AUG 2020	27,477.21	261,839.30	\$ 289,316.51
SEP 2020	7,608.96	259,095.73	\$ 266,704.69
OCT 2020	11,051.87	264,821.85	\$ 275,873.72
NOV 2020	11,051.87	258,525.50	\$ 269,577.37
DEC 2020	11,051.87	246,003.55	\$ 257,055.42
	<u>369,570.02</u>	<u>3,040,899.18</u>	<u>3,410,469.20</u>

	GENERAL FUND	ROAD FUND	TOTAL TURNBACK
JAN 2021	47,589.19	277,959.57	\$ 325,548.76
FEB 2021	11,051.87	273,299.07	\$ 284,350.94
MAR 2021	11,035.03	234,328.97	\$ 245,364.00
APR 2021	11,016.12	262,266.10	\$ 273,282.22
MAY 2021	11,035.03	317,100.69	\$ 328,135.72
JUN 2021	30,608.64	282,004.64	\$ 312,613.28
JUL 2021	302,905.99	309,089.81	\$ 611,995.80
AUG 2021	32,130.79	289,201.52	\$ 321,332.31
SEP 2021	14,297.31	284,670.78	\$ 298,968.09
OCT 2021	15,593.31	313,900.62	\$ 329,493.93
NOV 2021	15,593.31	320,793.87	\$ 336,387.18
DEC 2021	15,593.31	291,973.50	\$ 307,566.81
	<u>518,449.90</u>	<u>3,456,589.14</u>	<u>3,975,039.04</u>

	GENERAL FUND	ROAD FUND	TOTAL TURNBACK
JAN 2022	54,060.87	331,590.98	\$ 385,651.85
FEB 2022	15,559.84	319,162.78	\$ 334,722.62
MAR 2022	15,559.84	266,381.25	\$ 281,941.09
APR 2022	15,559.84	318,212.80	\$ 333,772.64
MAY 2022	15,559.84	316,037.26	\$ 331,597.10
JUN 2022	15,559.84	307,301.03	\$ 322,860.87
JUL 2022	399,589.21	327,627.50	\$ 727,216.71
AUG 2022	12,030.25	339,535.63	\$ 351,565.88
SEP 2022	27,657.33	323,606.57	\$ 351,263.90
OCT 2022	15,559.84	336,335.74	\$ 351,895.58
NOV 2022	15,559.84	326,341.57	\$ 341,901.41
DEC 2022	15,559.84	333,342.12	\$ 348,901.96
	<u>617,816.38</u>	<u>3,845,475.23</u>	<u>4,463,291.61</u>

	GENERAL FUND	ROAD FUND	TOTAL TURNBACK
JAN 2023	54,027.40	327,969.17	\$ 381,996.57
FEB 2023	15,543.24	330,010.39	\$ 345,553.63
MAR 2023	15,543.24	266,088.91	\$ 281,632.15
APR 2023	15,543.24	326,263.54	\$ 341,806.78
MAY 2023	15,543.24	300,563.67	\$ 316,106.91
JUN 2023	15,543.24	325,031.52	\$ 340,574.76
JUL 2023	327,473.05	333,645.50	\$ 661,118.55
AUG 2023	26,490.68	304,669.47	\$ 331,160.15
SEP 2023	17,260.55	328,039.40	\$ 345,299.95
OCT 2023	17,260.55	325,708.59	\$ 342,969.14
NOV 2023	17,260.55	296,874.65	\$ 314,135.20
DEC 2023	17,260.55	306,777.73	\$ 324,038.28
	<u>554,749.53</u>	<u>3,771,642.54</u>	<u>4,326,392.07</u>

	GENERAL FUND	ROAD FUND	TOTAL TURNBACK
JAN 2024	55,728.11	314,003.48	\$ 369,731.59
FEB 2024	17,254.28	330,796.73	\$ 348,051.01
MAR 2024	17,254.28	280,156.44	\$ 297,410.72
APR 2024	17,254.28	308,083.48	\$ 325,337.76
MAY 2024	17,254.28	326,116.53	\$ 343,370.81
JUN 2024	17,254.28	319,476.61	\$ 336,730.89
JUL 2024			\$ -
AUG 2024			\$ -
SEP 2024			\$ -
OCT 2024			\$ -
NOV 2024			\$ -
DEC 2024			\$ -
	<u>141,999.51</u>	<u>1,878,633.27</u>	<u>2,020,632.78</u>

Craighead County Library and Jonesboro Public Library Tax Disbursements in 2024

Jonesboro Public Library

01/31/24	02/29/24	03/31/24	04/30/24	05/31/24	06/30/24	07/31/24	08/31/24	09/30/24	10/31/24	11/30/24	12/31/24	Totals
\$ 102,280.75	\$ 8,368.73	\$ 70,510.06	\$ 104,131.73	\$ 335,905.82	\$ 59,509.57							\$ 680,706.66
\$ 102,280.75	\$ 8,368.73	\$ 70,510.06	\$ 104,131.73	\$ 335,905.82	\$ 59,509.57	\$ -	\$ -	\$ -	\$ -	\$ -	\$ -	\$ 680,706.66
64.78%	72.56%	71.23%	65.62%	68.26%	78.13%	#DIV/0!	#DIV/0!	#DIV/0!	#DIV/0!	#DIV/0!	#DIV/0!	68.39%

Craighead County Library

01/31/24	02/29/24	03/31/24	04/30/24	05/31/24	06/30/24	07/31/24	08/31/24	09/30/24	10/31/24	11/30/24	12/31/24	Totals
\$ 55,602.56	\$ 3,164.42	\$ 28,485.65	\$ 54,558.79	\$ 156,183.38	\$ 16,660.57							\$ 314,655.37
\$ 55,602.56	\$ 3,164.42	\$ 28,485.65	\$ 54,558.79	\$ 156,183.38	\$ 16,660.57	\$ -	\$ -	\$ -	\$ -	\$ -	\$ -	\$ 314,655.37
35.22%	27.44%	28.77%	34.38%	31.74%	21.87%	#DIV/0!	#DIV/0!	#DIV/0!	#DIV/0!	#DIV/0!	#DIV/0!	31.61%

UNAUDITED, INTERNALLY PREPARED REPORT

TOTAL SALES TAX RECEIPTS BY MONTH
FOR CRAIGHEAD COUNTY, ARKANSAS 1% TAX

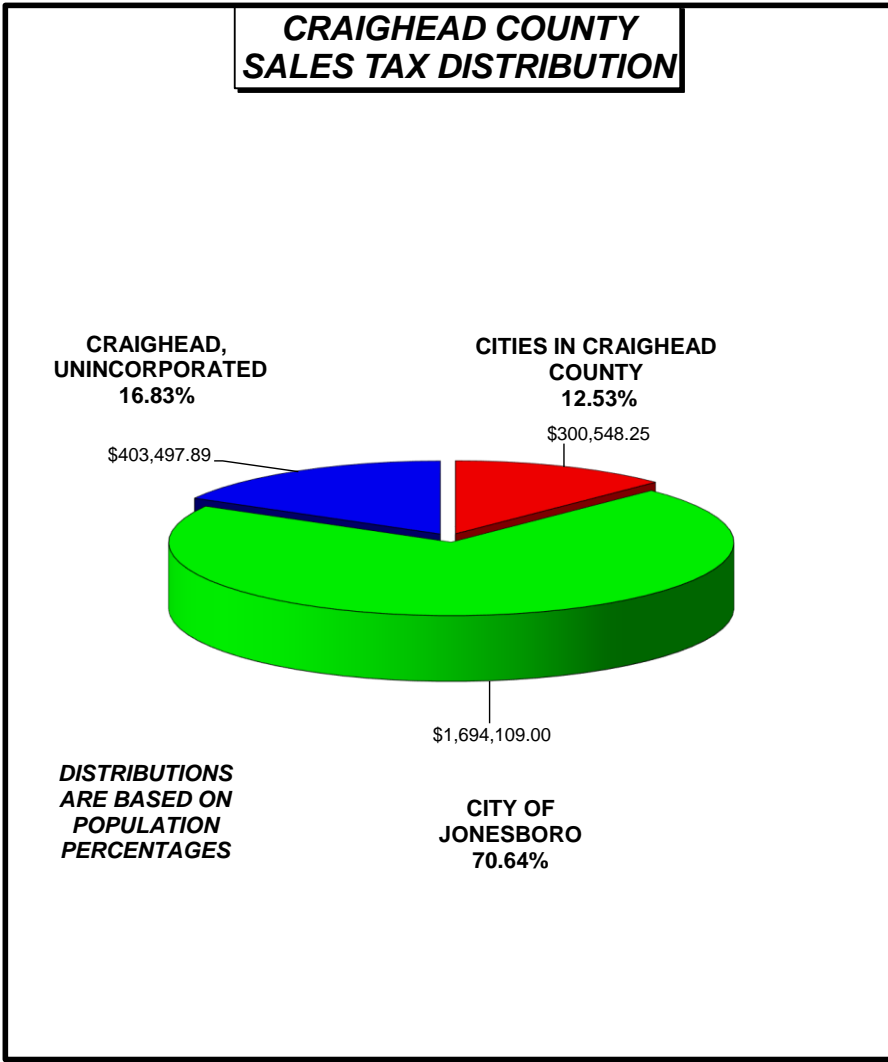
JANUARY 2019-DECEMBER 2024

	2024	2023	2022	2021	2020	2019
JAN	\$ 2,677,958.84	\$ 2,438,750.07	\$ 2,344,585.47	\$ 1,950,348.04	\$ 1,887,945.41	\$ 1,773,495.44
FEB	\$ 2,833,338.53	\$ 2,947,566.01	\$ 2,742,144.29	\$ 2,313,783.98	\$ 2,164,524.89	\$ 2,142,668.11
MAR	\$ 2,216,324.38	\$ 2,307,430.26	\$ 2,000,990.06	\$ 1,943,953.54	\$ 1,673,989.82	\$ 1,619,866.22
APR	\$ 2,345,480.62	\$ 2,349,180.59	\$ 2,020,237.06	\$ 1,682,760.34	\$ 1,758,009.04	\$ 1,559,136.63
MAY	\$ 2,594,925.72	\$ 2,482,369.67	\$ 2,509,424.89	\$ 2,404,063.33	\$ 1,785,723.05	\$ 1,737,595.95
JUN	\$ 2,398,155.14	\$ 2,531,509.00	\$ 2,277,953.78	\$ 2,257,732.31	\$ 1,727,848.86	\$ 1,758,864.98
JUL	\$ -	\$ 2,457,002.51	\$ 2,322,853.83	\$ 2,218,412.93	\$ 1,909,889.65	\$ 1,728,735.74
AUG	\$ -	\$ 2,441,055.35	\$ 2,525,686.77	\$ 2,292,489.66	\$ 1,986,168.83	\$ 1,772,451.14
SEP	\$ -	\$ 2,445,081.29	\$ 2,409,066.76	\$ 2,275,738.71	\$ 2,014,486.20	\$ 1,754,997.84
OCT	\$ -	\$ 2,543,799.12	\$ 2,441,430.46	\$ 2,291,423.50	\$ 1,928,089.86	\$ 1,833,542.59
NOV	\$ -	\$ 2,523,515.37	\$ 2,450,286.30	\$ 2,251,535.57	\$ 2,037,522.66	\$ 1,804,200.70
DEC	\$ -	\$ 2,445,722.22	\$ 2,230,930.93	\$ 2,203,928.96	\$ 1,865,377.46	\$ 1,796,360.65
TOTAL	\$ 15,066,183.23	\$ 29,912,981.46	\$ 28,275,590.60	\$ 26,086,170.87	\$ 22,739,575.73	\$ 21,281,915.99
JAN % CHANGE	109.81%	104.02%	120.21%	103.31%	106.45%	106.74%
FEB % CHANGE	96.12%	107.49%	118.51%	106.90%	101.02%	104.75%
MAR % CHANGE	96.05%	115.31%	102.93%	116.13%	103.34%	111.13%
APR % CHANGE	99.84%	116.28%	120.05%	95.72%	112.76%	107.68%
MAY % CHANGE	104.53%	98.92%	104.38%	134.63%	102.77%	105.21%
JUN % CHANGE	94.73%	111.13%	100.90%	130.67%	98.24%	107.59%
JUL % CHANGE	0.00%	105.78%	104.71%	116.15%	110.48%	99.92%
AUG % CHANGE	0.00%	96.65%	110.17%	115.42%	112.06%	101.06%
SEP % CHANGE	0.00%	101.49%	105.86%	112.97%	114.79%	103.86%
OCT % CHANGE	0.00%	104.19%	106.55%	118.84%	105.16%	105.10%
NOV % CHANGE	0.00%	102.99%	108.83%	110.50%	112.93%	105.73%
DEC% CHANGE	0.00%	109.63%	101.23%	118.15%	103.84%	106.44%
JAN - DEC% CHANGE	50.37%	105.79%	108.39%	114.72%	106.85%	105.30%
THIS IS THE TOTAL AMOUNT OF THE COUNTY-WIDE 1% COUNTY-WIDE SALES TAX DISTRIBUTED BY POPULATION						


\$	403,497.89	
FUND 1000 COUNTY GENERAL RECEIVES 40%	\$ 161,399.16	
FUND 1892 CAPITAL FUND RECEIVES 10%	\$ 40,349.79	
FUND 2000 COUNTY ROAD RECEIVES 50%	<u>\$ 201,748.95</u>	
CRAIGHEAD COUNTY 1% SALES TAX PORTION	<u>\$ 403,497.89</u>	

CRAIGHEAD COUNTY SALES TAX DISTRIBUTIONS JUNE 2024

<u>CITY IN CRAIGHEAD</u>		<u>POPULATION %</u>
BAY	\$ 40,446.81	1.69%
BLACK OAK	\$ 5,023.51	0.21%
BONO	\$ 51,938.36	2.17%
BROOKLAND	\$ 87,620.38	3.65%
CARAWAY	\$ 24,427.63	1.02%
CASH	\$ 6,036.84	0.25%
EGYPT	\$ 2,436.30	0.10%
LAKE CITY	\$ 50,148.87	2.09%
MONETTE	\$ 32,469.55	1.35%
CITIES IN CRAIGHEAD	\$ 300,548.25	
CITY OF JONESBORO	\$ 1,694,109.00	
CRAIGHEAD COUNTY	\$ 403,497.89	
TOTAL SALES TAX	\$ 2,398,155.14	



SALES AND USE TAX



COUNTY SALES AND USE TAX FUNDS DISTRIBUTIONS FOR MAY 2024, Effective Date 06/25/2024

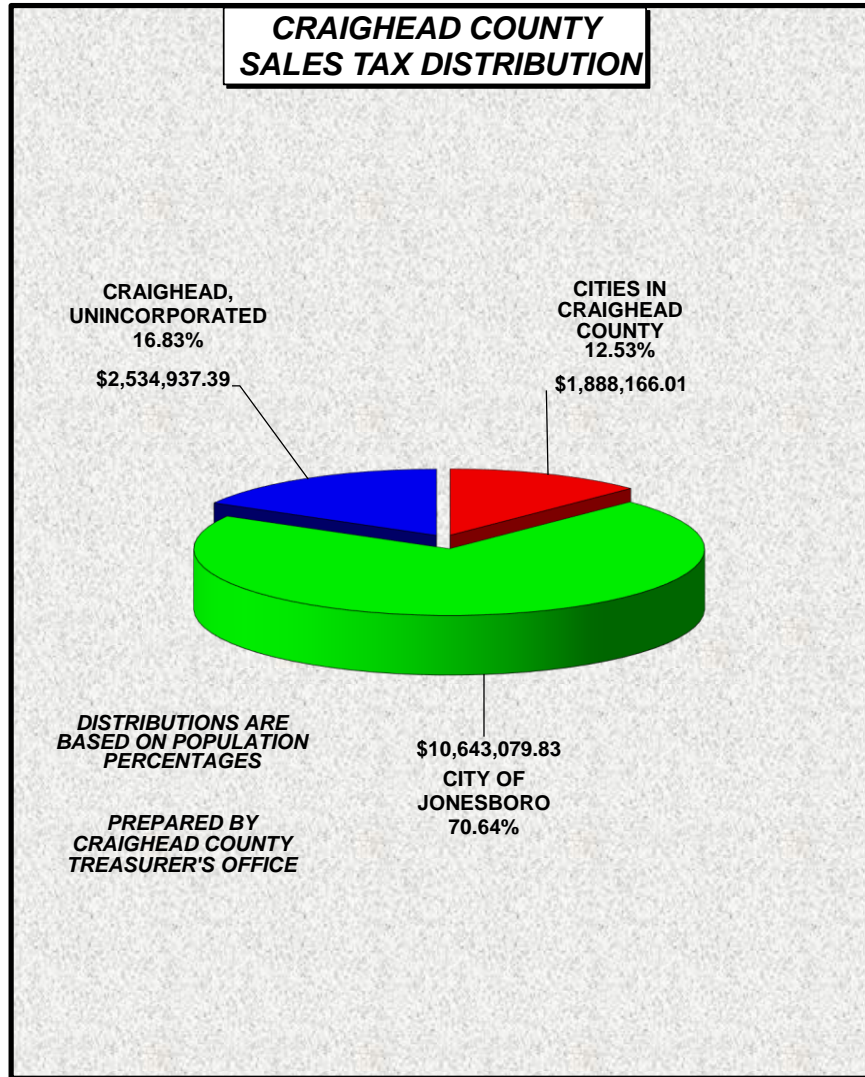

COUNTY TREASURER'S OFFICE

\$	403,497.89	16.8253456%
\$	300,548.25	12.5324774%
\$	1,694,109.00	70.6421771%
\$	2,398,155.14	100.00%

CRAIGHEAD COUNTY SALES TAX DISTRIBUTIONS YEAR TO DATE 2024

<u>CITY IN CRAIGHEAD</u>		<u>POPULATION %</u>
BAY	\$ 254,103.26	1.69%
BLACK OAK	\$ 31,559.73	0.21%
BONO	\$ 326,297.84	2.17%
BROOKLAND	\$ 550,466.76	3.65%
CARAWAY	\$ 153,464.28	1.02%
CASH	\$ 37,925.86	0.25%
EGYPT	\$ 15,305.80	0.10%
LAKE CITY	\$ 315,055.54	2.09%
MONETTE	\$ 203,986.94	1.35%
CITIES IN CRAIGHEAD	\$ 1,888,166.01	
CITY OF JONESBORO	\$ 10,643,079.83	
CRAIGHEAD RURAL	\$ 2,534,937.39	
TOTAL SALES TAX	\$ 15,066,183.23	

YEAR TO DATE SALES AND USE TAX



COUNTY SALES AND USE TAX DISTRIBUTIONS

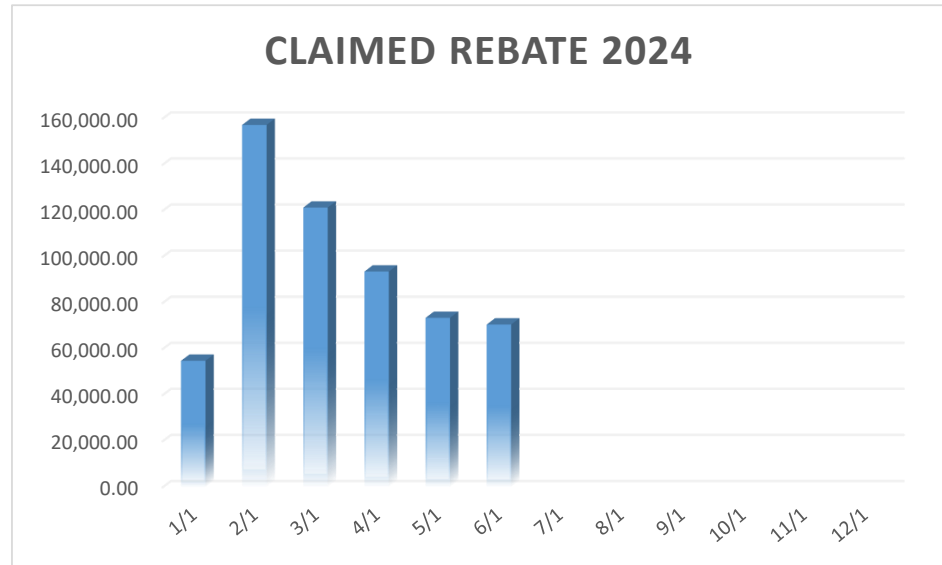
\$	2,534,937.39	16.82534555%
\$	1,888,166.01	12.53247741%
\$	10,643,079.83	70.64217704%
\$	15,066,183.23	100.00%

COUNTY TREASURER'S OFFICE

LOCAL REBATE CLAIMED

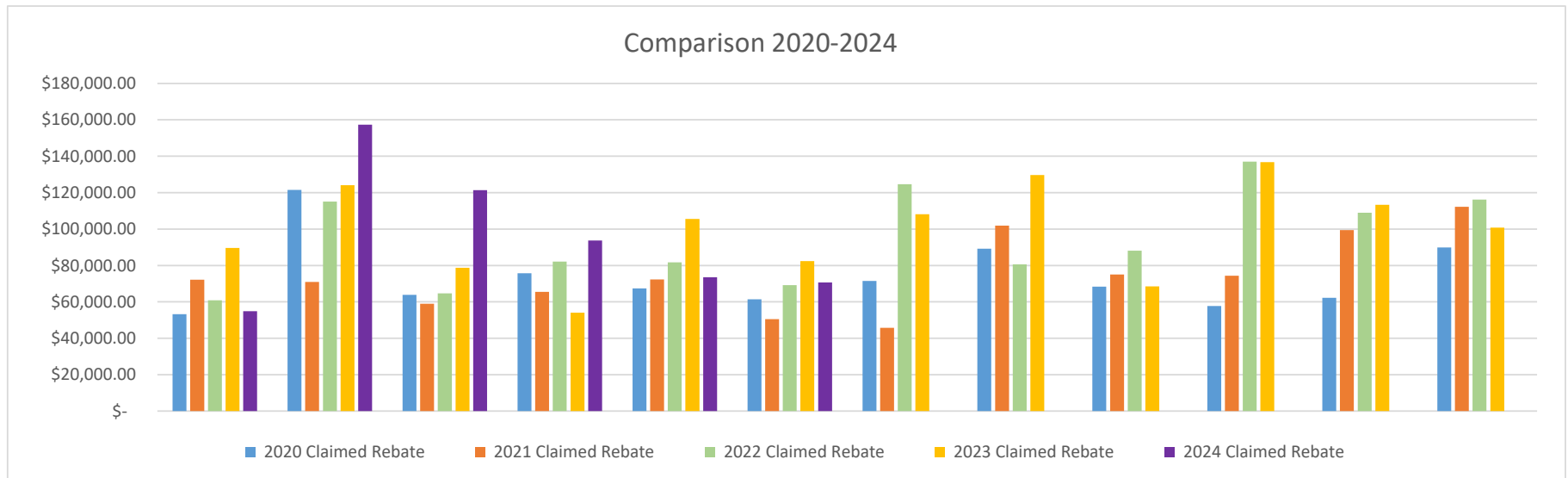
**DEPARTMENT OF FINANCE AND ADMINISTRATION
SALES AND USE TAX**

Date	Return Period	Claimed Rebate
1/1/2024	Nov-23	54,915.36
2/1/2024	Dec-23	157,280.33
3/1/2024	Jan-24	121,405.18
4/1/2024	Feb-24	93,658.56
5/1/2024	Mar-24	73,547.62
6/1/2024	Apr-24	70,660.79
7/1/2024	May-24	
8/1/2024	Jun-24	
9/1/2024	Jul-24	
10/1/2024	Aug-24	
11/1/2024	Sep-24	
12/1/2024	Oct-24	
		\$ 571,467.84



LOCAL REBATE CLAIMED
DEPARTMENT OF FINANCE AND ADMINISTRATION
SALES AND USE TAX

Date	2020 Claimed Rebate	2021 Claimed Rebate	2022 Claimed Rebate	2023 Claimed Rebate	2024 Claimed Rebate	Amt Difference	% Change
January	\$ 53,158.57	\$ 72,186.74	\$ 60,921.21	\$ 89,616.29	\$ 54,915.36	(34,700.93)	61.28%
February	\$ 121,474.20	\$ 70,980.10	\$ 115,046.52	\$ 124,136.29	\$ 157,280.33	33,144.04	126.70%
March	\$ 63,822.29	\$ 58,929.00	\$ 64,651.99	\$ 78,773.89	\$ 121,405.18	42,631.29	154.12%
April	\$ 75,767.73	\$ 65,507.17	\$ 82,102.50	\$ 54,080.59	\$ 93,658.56	39,577.97	173.18%
May	\$ 67,359.94	\$ 72,249.85	\$ 81,656.15	\$ 105,538.45	\$ 73,547.62	(31,990.83)	69.69%
June	\$ 61,426.00	\$ 50,466.69	\$ 69,186.98	\$ 82,356.88	\$ 70,660.79	(11,696.09)	85.80%
July	\$ 71,446.71	\$ 45,771.99	\$ 124,592.91	\$ 108,148.80	\$ -		
August	\$ 89,169.75	\$ 101,896.61	\$ 80,593.38	\$ 129,725.33	\$ -		
September	\$ 68,312.11	\$ 75,011.54	\$ 88,172.85	\$ 68,479.50	\$ -		
October	\$ 57,691.56	\$ 74,285.84	\$ 137,093.74	\$ 136,763.51	\$ -		
November	\$ 62,239.05	\$ 99,459.25	\$ 109,000.12	\$ 113,312.58	\$ -		
December	\$ 89,883.78	\$ 112,246.57	\$ 116,232.38	\$ 100,765.95	\$ -		
	\$ 881,751.69	\$ 898,991.35	\$ 1,129,250.73	\$ 1,191,698.06	\$ 571,467.84	\$ 36,965.45	111.79%



Fund 2998
CROWLEY'S RIDGE GRAVEL TRAIL TAP GRANT
2023-2024

DATE	RECEIPTS	EXCESS COM	INTEREST	COM CHARGED	DISBURSEMENTS	"CASH FLOW"	TRANSFER FROM GENERAL	TRANSFER TO GENERAL	\$
2023	\$ -	\$ -	\$ -	\$ -	\$ (3,500.00)	\$ (3,500.00)	\$ -	\$ -	\$ -
2024	\$ -	\$ -	\$ -	\$ -	\$ -	\$ -	\$ -	\$ -	\$ (3,500.00)
TOTAL	\$ -	\$ -	\$ -	\$ -	\$ (3,500.00)	\$ (3,500.00)	\$ -	\$ -	\$ (3,500.00)

Fund 3519
VTC Innovations Grant
2024

DATE	RECEIPTS	EXCESS COM	INTEREST	COM CHARGED	DISBURSEMENTS	"CASH FLOW"	TRANSFER FROM GENERAL	TRANSFER TO GENERAL	
2024	\$ -	\$ -	\$ -	\$ -	\$ (11,109.20)	\$ (11,109.20)	\$ -	\$ -	\$ (11,109.20)
TOTAL	\$ -	\$ -	\$ -	\$ -	\$ (11,109.20)	\$ (11,109.20)	\$ -	\$ -	\$ (11,109.20)

Fund 3521
Homeland Security Grant Program
2024

DATE	RECEIPTS	EXCESS COM	INTEREST	COM CHARGED	DISBURSEMENTS	"CASH FLOW"	TRANSFER FROM GENERAL	TRANSFER TO GENERAL	
2024	\$ 372,772.05	\$ -	\$ -	\$ -	\$ (413,531.06)	\$ (40,759.01)	\$ -	\$ -	\$ (40,759.01)
									\$ -
									\$ -
TOTAL	\$ 372,772.05	\$ -	\$ -	\$ -	\$ (413,531.06)	\$ (40,759.01)	\$ -	\$ -	\$ (40,759.01)

Fund 3535
CY22 ACCT COURT GRANT ADULT DRUG COURT
2022

DATE	RECEIPTS	EXCESS COM	INTEREST	COM CHARGED	DISBURSEMENTS	"CASH FLOW"	TRANSFER FROM GENERAL	TRANSFER TO GENERAL		
2022	\$ 2,347.61	\$ -	\$ 0.02	\$ -	\$ (2,347.61)	\$ 0.02	\$ -	\$ -	\$	0.02
2023	\$ 4,951.77	\$ -	\$ -	\$ -	\$ (5,041.07)	\$ (89.30)	\$ -	\$ (0.02)	\$	(89.32)
									\$	-
									\$	-
TOTAL	\$ 7,299.38	\$ -	\$ 0.02	\$ -	\$ (7,388.68)	\$ (89.28)	\$ -	\$ (0.02)	\$	(89.30)

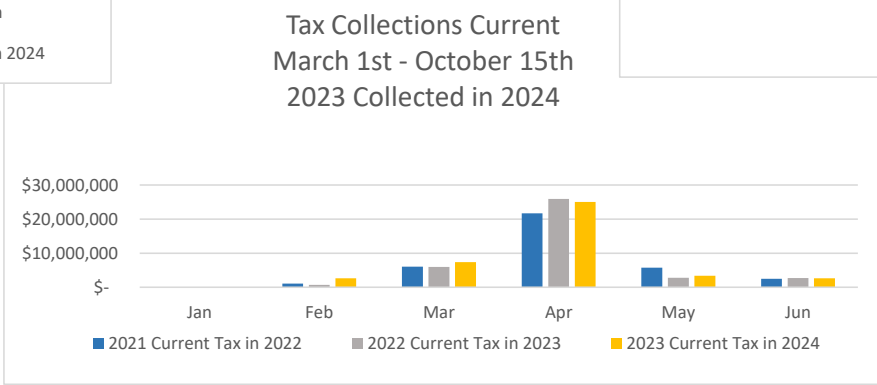
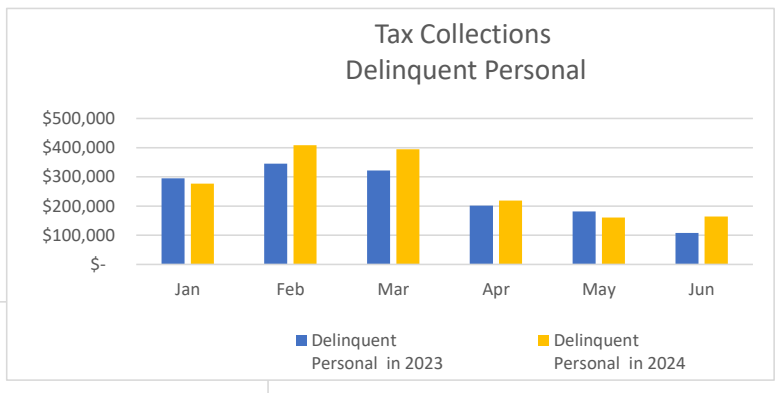

FUND 3578
District Court DWI Court Fund
2020-2024

DATE	RECEIPTS	EXCESS COM	INTEREST	COM CHARGED	DISBURSEMENTS	"CASH FLOW"	TRANSFER FROM GENERAL	TRANSFER TO GENERAL	
2020	\$ 887.68	\$ 4.78	\$ 12.55	\$ (0.25)	\$ (887.68)	\$ 17.08	\$ -	\$ (9,595.13)	\$ 17.08
2021	\$ 13,810.83	\$ 0.19	\$ 0.05	\$ (2.31)	\$ (13,734.91)	\$ 73.85	\$ -	\$ -	\$ 90.93
2022	\$ 15,077.56	\$ 1.75	\$ 0.29	\$ (2.85)	\$ (14,935.29)	\$ 141.46	\$ -	\$ -	\$ 232.39
2023	\$ 15,013.47	\$ 1.95	\$ -	\$ -	\$ (15,000.00)	\$ 15.42	\$ -	\$ -	\$ 247.81
2024	\$ 5,221.45	\$ -	\$ -	\$ -	\$ (9,711.09)	\$ (4,489.64)	\$ -	\$ -	\$ (4,241.83)
TOTAL	\$ 116,281.41	\$ 10.52	\$ 371.24	\$ (14.52)	\$ (140,950.07)	\$ (24,301.42)	\$ 30,861.36	\$ (10,801.77)	\$ (4,241.83)



Current tax year 2023 Collected in 2024

	2022 Current Tax in 2023	2023 Current Tax in 2024	Delinquent Real Estate in 2023	Delinquent Real Estate in 2024	Delinquent Personal in 2023	Delinquent Personal in 2024	Total Tax in 2022	Total Tax in 2023	Total Tax in 2024	TOTAL Difference Difference	% Difference YTD %
Jan	\$ 0	\$ 0	\$ 217,181	\$ 253,929	\$ 295,170	\$ 276,656	\$ 459,537	\$ 512,351	\$ 530,585	\$ 18,234	3.6%
Feb	\$ 708,407	\$ 2,635,198	\$ 142,161	\$ 263,855	\$ 344,766	\$ 408,001	\$ 1,605,470	\$ 1,195,333	\$ 3,307,053	\$ 2,111,720	176.7%
Mar	\$ 5,932,586	\$ 7,373,823	\$ 290,980	\$ 219,487	\$ 322,076	\$ 394,789	\$ 6,597,994	\$ 6,545,642	\$ 7,988,099	\$ 1,442,458	22.0%
Apr	\$ 25,933,877	\$ 24,996,585	\$ 176,480	\$ 175,518	\$ 201,788	\$ 218,656	\$ 22,069,394	\$ 26,312,145	\$ 25,390,759	\$ (921,386)	-3.5%
May	\$ 2,774,827	\$ 3,339,456	\$ 178,551	\$ 269,735	\$ 181,612	\$ 161,005	\$ 6,082,802	\$ 3,134,989	\$ 3,770,195	\$ 635,206	20.3%
Jun	\$ 2,706,237	\$ 2,607,864	\$ 110,139	\$ 85,915	\$ 107,549	\$ 164,499	\$ 2,753,440	\$ 2,923,925	\$ 2,858,279	\$ (65,646)	-2.2%
Jul	\$ 2,677,855	\$ -	\$ 35,366	\$ -	\$ 99,530	\$ -	\$ 1,961,702	\$ 2,812,751	\$ -	\$ (2,812,751)	-100.0%
Aug	\$ 3,202,566	\$ -	\$ 51,802	\$ -	\$ 75,592	\$ -	\$ 2,909,646	\$ 3,329,960	\$ -	\$ (3,329,960)	-100.0%
Sep	\$ 13,244,184	\$ -	\$ 34,300	\$ -	\$ 64,905	\$ -	\$ 13,298,091	\$ 13,343,389	\$ -	\$ (13,343,389)	-100.0%
Oct	\$ 40,193,511	\$ -	\$ 644,710	\$ -	\$ 372,641	\$ -	\$ 35,508,508	\$ 41,210,862	\$ -	\$ (41,210,862)	-100.0%
Nov	\$ -	\$ -	\$ 748,719	\$ -	\$ 706,301	\$ -	\$ 1,064,458	\$ 1,455,019	\$ -	\$ (1,455,019)	-100.0%
Dec	\$ -	\$ -	\$ 226,615	\$ -	\$ 352,269	\$ -	\$ 824,078	\$ 578,884	\$ -	\$ (578,884)	-100.0%
YTD	\$ 97,374,050	\$ 40,952,926	\$ 2,857,003	\$ 1,268,438	\$ 3,124,197	\$ 1,623,606	\$ 95,135,120	\$ 103,355,250	\$ 43,844,970	\$ (59,510,280)	-57.6% YTG
June 2024	\$ 38,055,934	7.6%	\$ 1,115,491	13.7%	\$ 1,452,960	11.7%	\$ 39,568,636	\$ 40,624,385	7.9%	\$ 3,220,585	



Embassy Suites by Hilton (04/18/2023) Parcel #01-144161-00104 paid under protest (Exempt Status - Education) RECEIPT# DR 2021-1015343 COURT CASE 2023-4
ck#010003 \$319658.63 & ck#010005 (Tolling Agreement under Legal review by both parties)

NEA BAPTIST MEMORIAL HOSPITAL- legal Process - claim of Exempt -CASE 16JV-20-330 and 16JCV-22-166 Approx due \$3. Million held in Letter of Credit by First Horizon #s233218
01-144023-02900; 01-144293-10701; 117743; 022867.

Abernathy Motor Co. Paid in protest \$3854.06 DR - (01-144223-015000 TXYR 2020) (06/05/2023) Value -CASE 16JCV-23-845

DILLARDS paid in protest 10/10/2023 \$ 56,138.38 CASE 16JCV-22-1800

**Paid in protest: funds deposited into the holding account and held until resolved